

## Student Right to Know Act

Section 103 of the Student Right-to-Know and Campus Security Act of 1990 as amended by the Higher Education Technical Amendments of 1991 requires public disclosure of relevant graduation and transfer rate information for students enrolled in colleges and universities receiving federal financial assistance. Student Right-To-Know (STRK) is a consumer information report designed for public access to relevant graduation and transfer information to enable students to make informed decisions regarding college choice.

Miami Regional University makes available to currently enrolled as well as prospective students the graduation and transfer rate for the most recent cohort of entering students that have had an opportunity to complete or graduate from their respective programs in the specified three-year completion period.

The Student Right-To-Know report is a cohort based study. The cohort is made up of students who enrolled as first-time college students who attended full-time and had declared themselves as degree seeking. The graduation and transfer rate for the cohort is calculated three years after the cohort's initial date of enrollment.

### **2014 / 2015 Report Data for Cohort Year 2011:**

Graduation Rate within 150% of "normal time" to completion (3 Years) = 68%

### **RETENTION AND GRADUATION RATES**

- *Interpret data with caution. MRU did not have any First-time, full-time or part-time 2015 bachelor's students enrolled.*

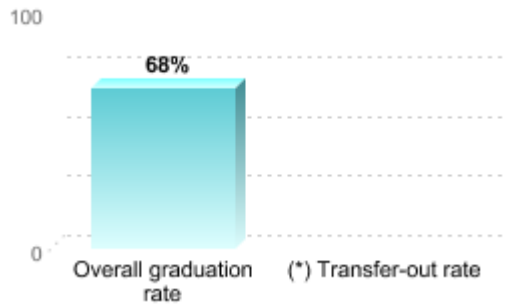
### **OVERALL GRADUATION RATE AND TRANSFER-OUT RATE**

The overall graduation rate is also known as the "Student Right to Know" or IPEDS graduation rate. It tracks the progress of students who began their studies as **full-time, first-time degree- or certificate-seeking students** to see if they complete a degree or other award such as a certificate within 150% of "normal time" for completing the program in which they are enrolled.

Some institutions also report a transfer-out rate, which is the percentage of the full-time, first-time students who transferred to another institution.

Note that not all students at the institution are tracked for these rates. Students who have already attended another postsecondary institution, or who began their studies on a part-time basis, are not tracked for this rate.

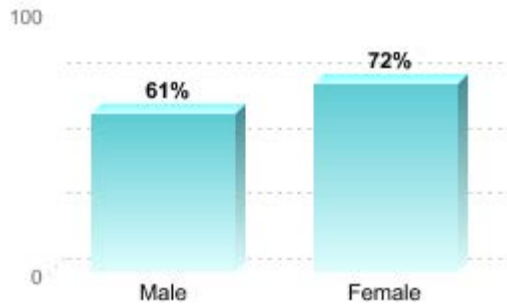
## OVERALL GRADUATION AND TRANSFER-OUT RATES FOR STUDENTS WHO BEGAN THEIR STUDIES IN 2010-11



### Percentage of Full-time, First-Time Students Who Graduated or Transferred Out Within 150% of "Normal Time" to Completion for Their Program

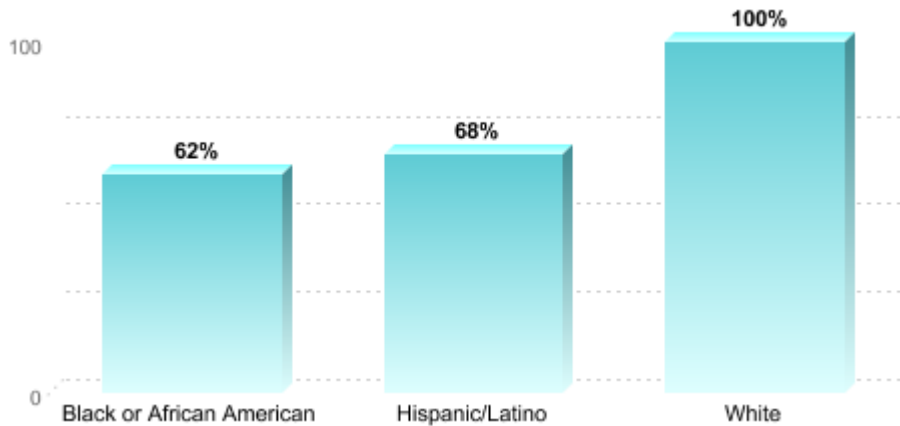
- (\*) Not all institutions report transfer-out rates.

## OVERALL GRADUATION RATE BY GENDER



### Percentage of Full-time, First-time Students Who Began Their Studies in 2010-11 and Graduated Within 150% of "Normal Time" to Completion for Their Program

## OVERALL GRADUATION RATE BY RACE/ETHNICITY



### Percentage of Full-time, First-time Students Who Began Their Studies in 2010-11 and Graduated Within 150% of "Normal Time" to Completion for Their Program

Source of Data: IPEDS. Click [here](#) for the full IPEDS report for MRU

Other available relevant completion, retention and passage rates for MRU are available [here](#). Crime

Statistics for MRU can be found [here](#).